



Since : 1993

J.C. GUPTA & SONS

Fastener Super Speciality

#7/A, Sree Venkateshwara Building, Sadar Patrapa Road, Bengaluru - 560002



41478141, 9880539870



www.jcfasteners.com



sales@jcfasteners.com

GSTIN : 29AABFJ2719C1ZO
IEC : 00710030274

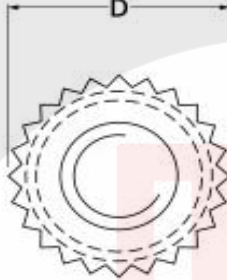
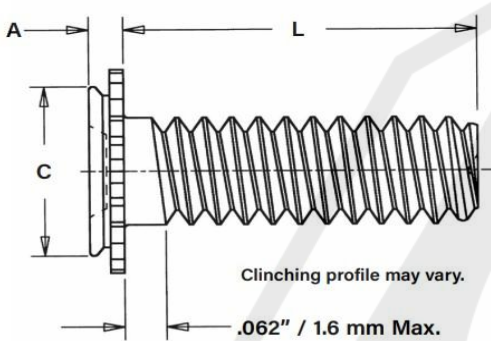


Concealed Self Clinching Stud CHC

For use in Steel Sheets Max HRB 70

Catalogue Datasheet **B4E18**

Stainless Steel A2/1.4301 (SS304)



Size →	M3x0.5	M4x0.7	M5x0.8
a max	1.08	1.10	1.12
C Max	4.40	7.40	7.95
D ±0.30	5.21	8.33	8.89
Blind Mounting Hole Dia +.08	4.37	7.37	7.96
Min depth of Blind Hole	1.10	1.10	1.10
Min sheet thickness	1.60	1.60	1.60
Hole centre to edge min	4.00	5.60	6.40

Quote the item code given below with your order/ inquiries:

Dimensions in mm

Length ±0.4↓	M3x0.5	M4x0.7	M5x0.8
5	B4E1803005	B4E1804005	B4E1805005
6	B4E1803006	B4E1804006	B4E1805006
8	B4E1803008	B4E1804008	B4E1805008
10	B4E1803010	B4E1804010	B4E1805010
12	B4E1803012	B4E1804012	B4E1805012
16	B4E1803016	B4E1804016	B4E1805016
20	B4E1803020	B4E1804020	B4E1805020
25	B4E1803025	B4E1804025	B4E1805025
30		B4E1804030	B4E1805030

Sizes in BLUE are non-preferred. Availability is limited and MOQ is higher.

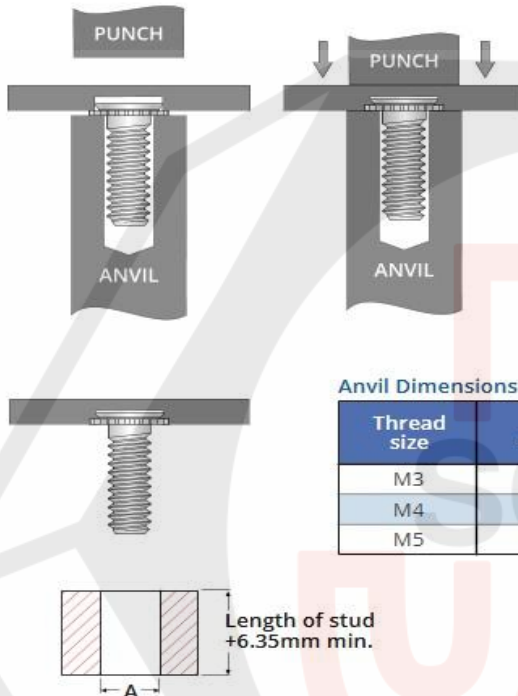
Data is strictly informative

Note: All Austenitic Stainless Steel Fasteners may exhibit some magnetic properties due to the manufacturing process.

Refer: ISO 3506-2 Annex F

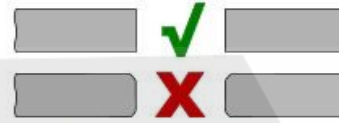
Concealed Self Clinching Stud CHC

Installation



Anvil Dimensions

Thread size	A +0.08
M3	3.40
M4	4.40
M5	5.40



Do not remove any extra material or chamfer the hole as this could result in improper installation or reduced performance.



Ensure that attention is paid to the minimum hole centreline to edge dimension for each fastener. Installing too close to an edge or bend could result in improper installation or reduced performance. Minimum centreline to edge dimensions shown for each fastener apply to one edge only. If this distance is applied on multiple sides there will be significant panel distortion unless the panel edges are supported during installation.

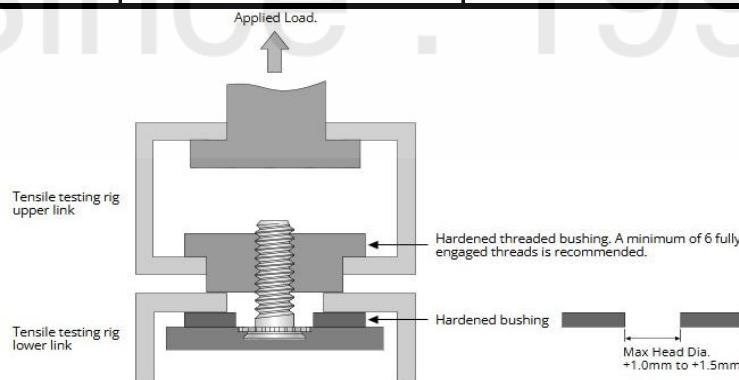
HRB (ROCKWELL HARDNESS B SCALE)

Ensure that you are installing into a panel that is ductile and at or below the published maximum recommended hardness for the fastener.

Mechanical Properties

Test Sheet Thickness & Material	AL - Aluminium	1.6 mm 29 HRB
	ST - Steel	1.5 mm 59 HRB

Size →		M3x0.5	M4x0.7	M5x0.8
Nut tightening torque Max Nm		0.50	2.00	3.60
AL	Press-in Force (Installation) kN	6.20	12.50	15.00
ST		8.00	16.00	19.00
AL	Pull Out N	525	750	900
ST		900	1150	1200



Pull-out test for Self-Clinching Concealed Head Studs should be performed by the gradual application of an axial load as shown.